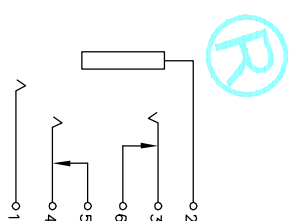
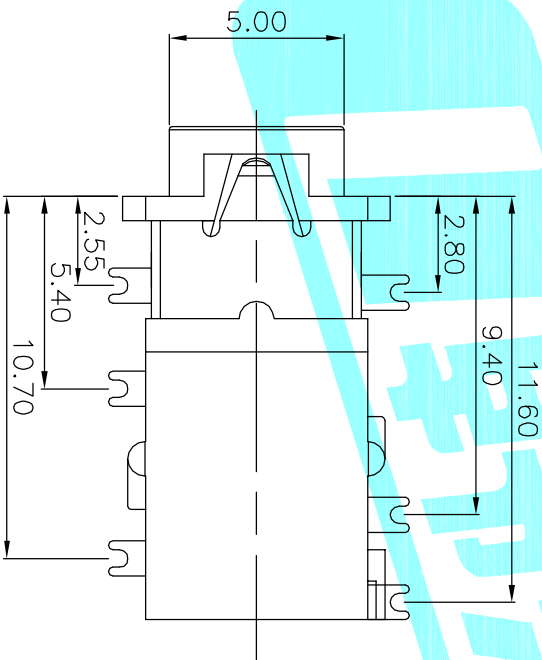
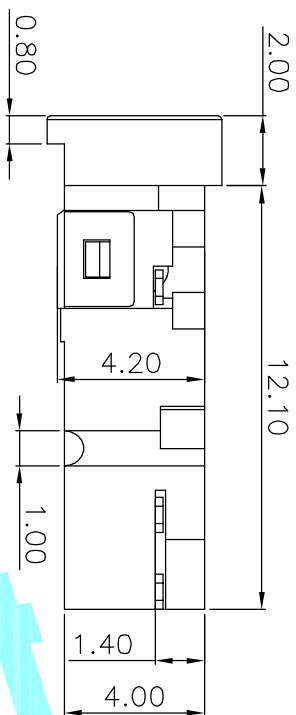
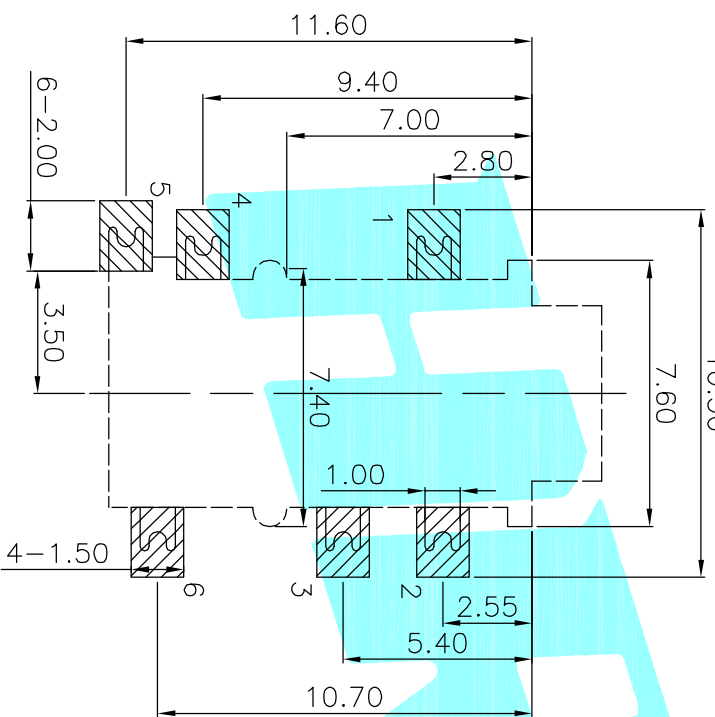


P.C.B Layout (copper-sided view)



CIRCUIT DIAGRAM

②	Terminal	—	6	Phosphor bronze	Au Plating	—
①	Housing	—	1	Nylon	Black	—
ITEM	PART NAME	TER'NO.	QTY.	MATERIAL	FINISHING	REMARK

APPROVALS		DATE	TITLE: PHONE JACKES			
DRAWN	JKUN,LU	2013/11/11	ELECTRONICS CO.,LTD			
CHECKED			PART NO. PJ-399E			
APPROVALS			DRAWING NO.			

ECN NO.	REV.	DATE.	DESCRIPTION.	CHECK.	APPRO.	TOLERANCES ARE	30 <sup>+0.15</sup> <sub>-0.10</sub>	±0.30	ANGLE	UNIT: mm	SCALE: 1:1	PROJ.	SHEET 1 OF 1
	A		NEW			10 <sup>+0.20</sup> <sub>-0.15</sub>	±0.15	±2°					