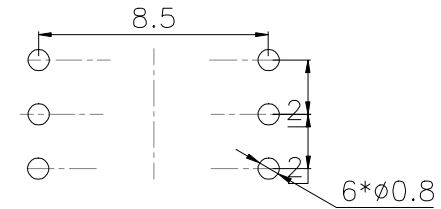
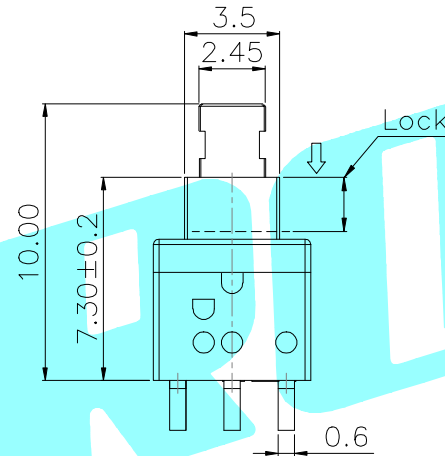
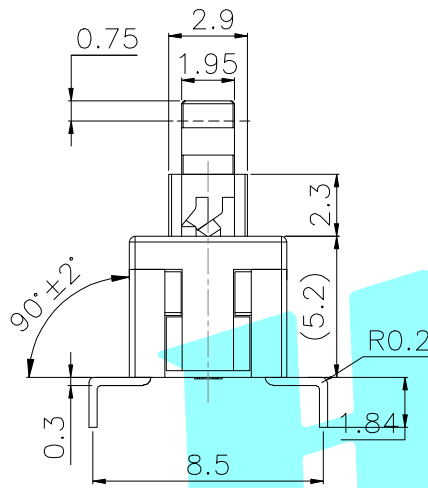


Circuit Diagram



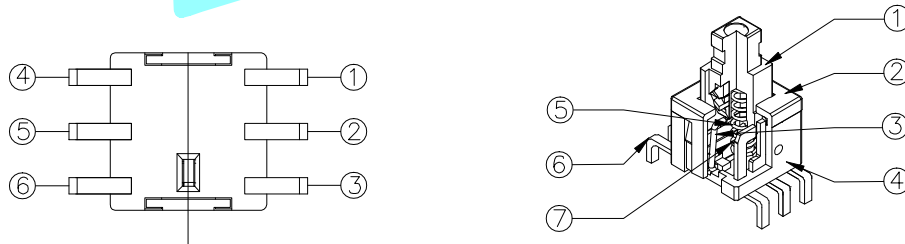
PCB Layout(Pattern Side)



| NO. | Operating Type | Part No. |
|-----|-----------------------|-------------|
| 1 | Push To Lock | K8-5855D-L1 |
| 2 | Push No Lock | K8-5855D-N1 |
| 3 | Push No Sound No Lock | K8-5855D-NN |

NOTE:

- 1.Rated Load: DC 30V 0.1A
- 2.Contact resistance: 30mΩ MAX
- 3.Insulation Resistance: 100MΩ MIN
- 4.Operating Force: 220gf±50gf
- 5.Travel : 2.0±0.2mm
- 6.Life: 10,000 Cycles



| ITEM | PART NAME | TER'NO. | QTY. | MATERIAL | FINISHING | REMARK |
|------|----------------|---------|-----------------|----------------|-----------|--------|
| ⑦ | Contact | 2 | Phosphor bronze | Plating silver | | |
| ⑥ | Terminal | 6 | Brass strip | Plating silver | | |
| ⑤ | Spring | 1 | SUS | Natural | | |
| ④ | Base | 1 | Nylon | Gray | | |
| ③ | Crochet Needle | 1 | SUS | Natural | | |
| ② | Cover | 1 | POM | Black | | |
| ① | KNOB | 1 | POM | White | | |

| APPROVALS | | DATE | HRO 興業 ELECTRONICS CO.,LTD | | | | | |
|-----------|--------|------------|-------------------------------|--------------------|-------------|----------|-------------|--------------|
| DRAWN | D.J.LV | 2017/12/26 | TITLE: | PUSHBUTTON SWITCHS | | | | |
| CHECKED | | | PART NO. | K8-5855D-□□ | | | | |
| APPROVALS | | | TOLERANCES ARE | 30~40 ±0.30 | 10~30 ±0.20 | ANGLE | | |
| | | | | 5~10 ±0.15 | ~ 5 ±0.10 | UNIT: mm | | |
| | | | | ±2' | SCALE: 1:1 | PROJ: | | |
| ECN NO. | REV. | DATE. | DESCRIPTION. | CHANGE. | CHECK. | APPRO. | DRAWING NO. | SHEET 1 OF 1 |

| ECN NO. | REV. | DATE. | DESCRIPTION. | CHANGE. | CHECK. | APPRO. |
|---------|------|-------|--------------|---------|--------|--------|
| | A | | NEW | | | |