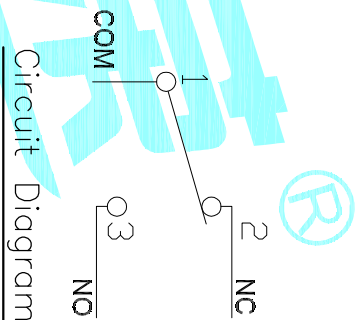
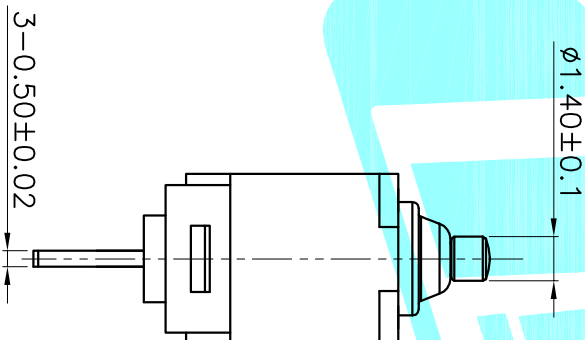
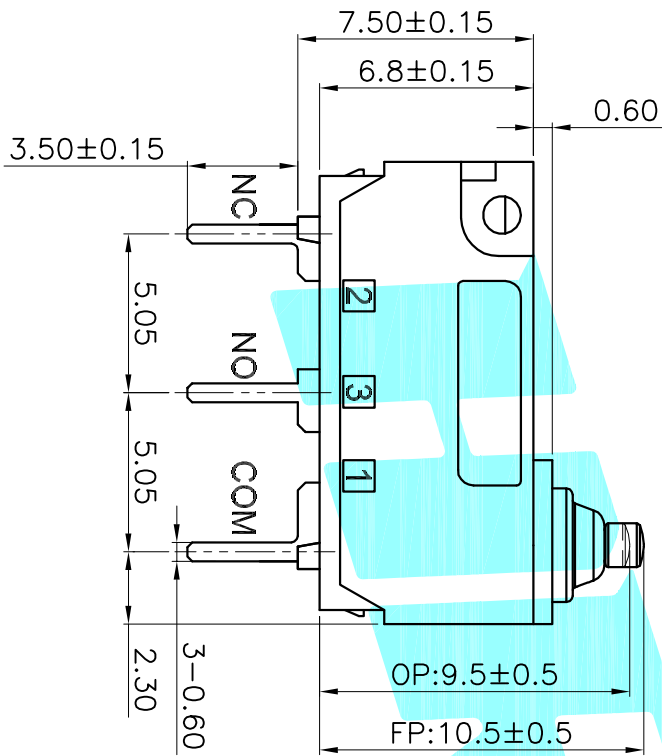
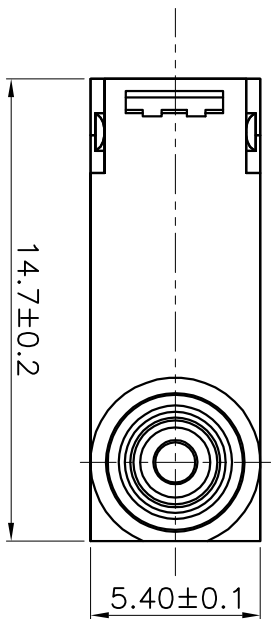


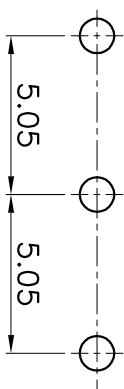
INGRESS PROTECTION:IP67

NOTE:

1. Rating: DC12V 3A
2. Operating force: 130gf MAX
3. Mechanical Life: 500,000



Circuit Diagram



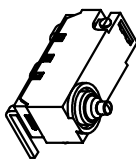
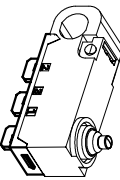
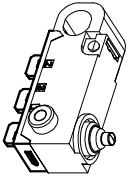
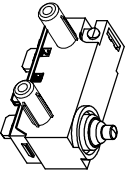
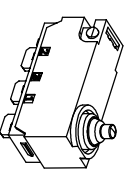
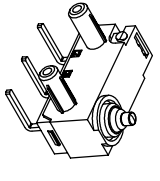
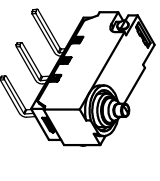
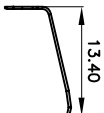
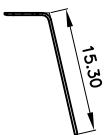
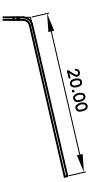



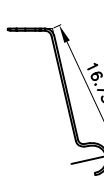



P.C.B layout


ITEM	PART NAME	TER'NO.	QTY.	MATERIAL	FINISHING	REMARK
⑦	Shrapnel	—	1	Brass	—	—
⑥	Contact	—	1	Ag	—	—
⑤	Sealed Circle	—	1	Silicone Rubber	—	—
④	Terminal	—	3	Brass(0.50t)	Plating silver	—
③	Plunger	—	1	POM	White	—
②	Cose	—	1	PA	White	—
①	Cover	—	1	PA	Black	—

APPROVALS		DATE	TITLE:	
DRAWN	J.X.Zhang	2018/8/1	MICRO SWITCHS	
CHECKED			ELECTRONICS CO.,LTD	

APPROVALS		PART NO.	SCALE:	PROD.
APPROVALS		K9-1801A	1:1	PROD.

ECN NO.	REV.	DATE.	DESCRIPTION.	CHANGE.	CHECK.	APPRO.	TOLERANCES ARE	ANGLE	UNIT:	SCALE:	SHEET
	A		NEW				30±0.15	±0.30	mm	1:1	1 OF 1
							10~30	±0.20			
							5~10	±0.15			
							~ 5	±0.10			

NO. : 1 H I NO. : 2 1 2 3 4 5 6 7 8 9 10							
							
							

APPROVALS		DATE		ELECTRONICS CO.,LTD	
DRAWN	J.X.Zhang	2018/8/1		MICRO SWITCHS	
CHECKED				K9-1801□-□	
APPROVALS		PART NO.		SCALE: 1:1	
TOLERANCES ARE		UNIT: mm		PROJ. 	
30 ^{±0.15}	±0.30	ANGLE		SHEET 1 OF 1	
10 ^{±0.10}	±0.20	±2°			
5 ^{±0.05}	±0.15				
ECN NO.	REV.	DATE.	DESCRIPTION.	CHANGE.	CHECK.
	A		NEW		